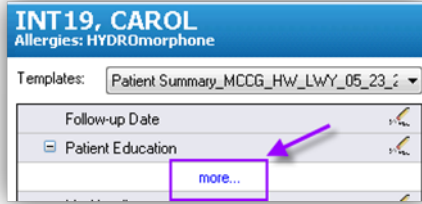


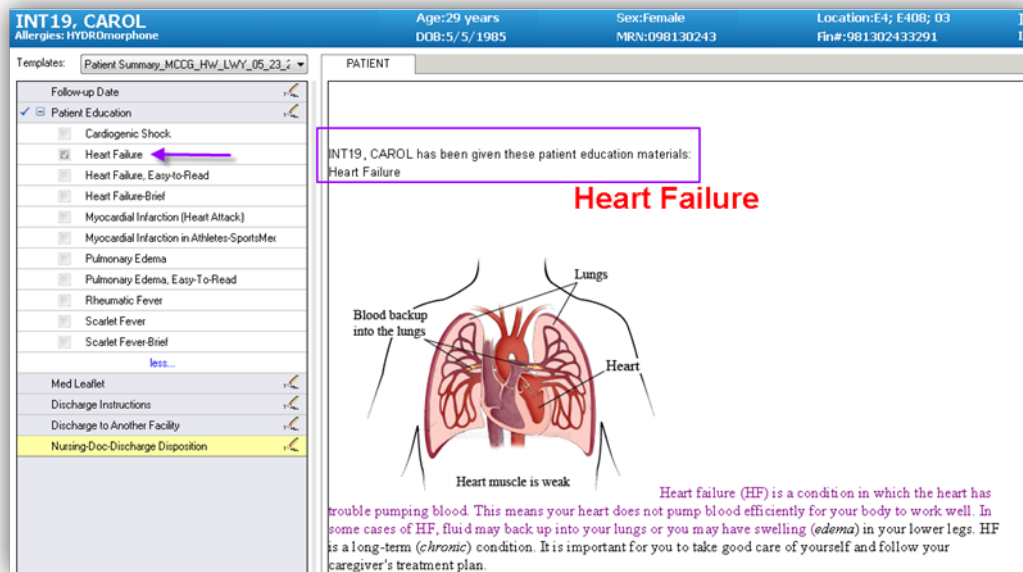
“Suggested Patient Education” Education for Nursing

When a Diagnosis, other than Reason for Visit, is entered by a physician the system will recommend Patient Education. Physicians can choose the desired items or Nursing can choose appropriate items.

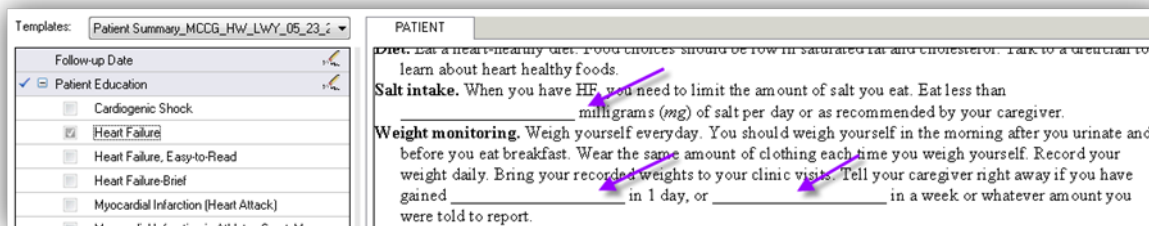
1. Click the Depart Menu, Click the [more...](#) button on the Menu:



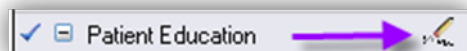
2. To select an item, place a check in the box beside appropriate items specific to the patient. If MD has already selected, a check will be in the box, DO NOT unselect an item if entered by a physician unless you have an order to do so.



3. Scroll through instructions in the right panel to be sure that any blank fields are filled in:



4. To fill in any blanks or missing details, click the pencil beside “Patient Education” on the Depart Menu



5. To modify any details, select the item’s name on the left (do not click the Red X that will delete the item) then fill in details on the right:

