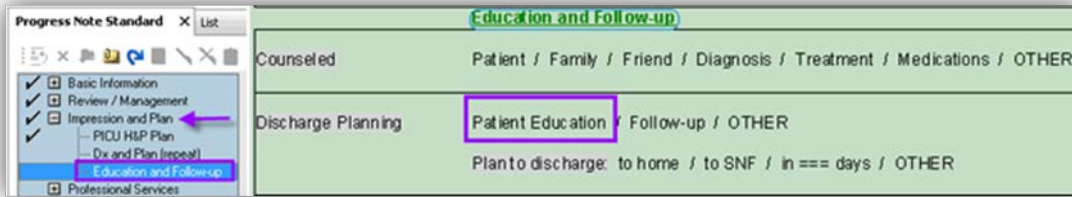


Recommended Patient Specific Education for Physician/Provider

After a Diagnosis, other than Reason for Visit, is entered by a Provider the system will recommend Patient Specific Education.

1. From within a PowerNote in the Impression and Plan Section, click Education & Follow-up, click Patient Education:



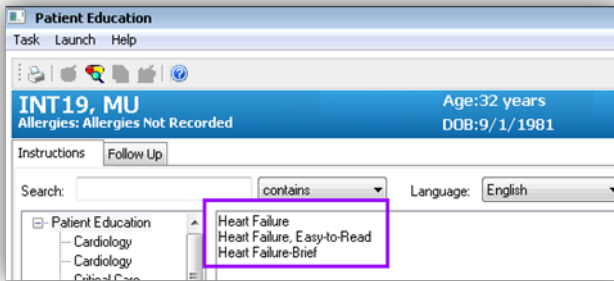
2. If not inside a PowerNote click the Patient Education button at top of screen:



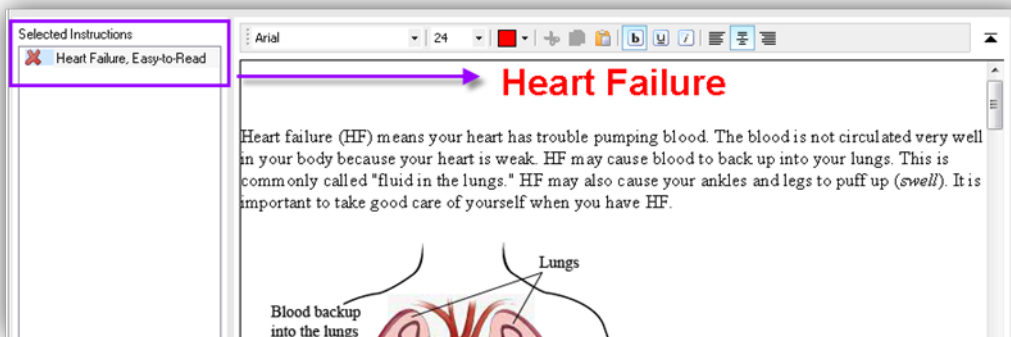
3. Click the "Suggested" Filter:



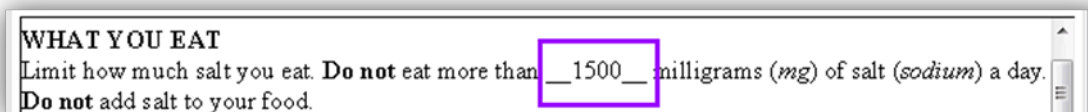

4. The Diagnosis will trigger several Education appropriate pamphlets.



5. To select an item, double click it to send it to the "Selected Instructions" field, Instructions display in the right panel:



6. Scroll through instructions in the right panel to be sure that any blank fields are filled in specific to the patient:



7. Sign the instructions